




-Pandemic Teaching- Social Distancing On-Campus

Is your University heading back to campus in the fall?
Are you looking for alternative ways to decrease class size or time on campus?
A blended, flipped or multiple classroom approach to learning just might be what you are looking for when you return to teaching in person.

Blended Classrooms

A traditional blended course consists of half of the course classes on campus, and the other half are delivered online through the Learning Management System (i.e. Canvas, Blackboard).



Students are divided into two groups and each group will attend some of the semester's sessions in person and the other sessions online.

- Two Groups: Group 1 attends session 1 in person and group 2 attends session 1 online. On-campus and online sessions continue alternating throughout the semester.
- Alternate Option: Stagger on-campus lecture topics for groups, so each group has the same lectures during on-campus weeks and the same video lectures during online weeks.

Flipped Classrooms

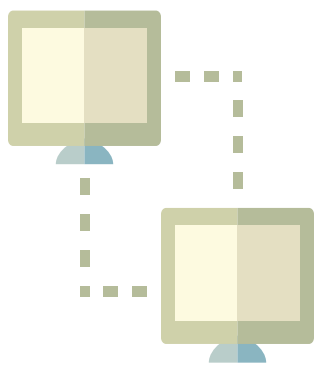
The Flipped classroom switches the classroom learning (didactic lecture) to individual learning online - allowing the students to come to the class with background knowledge before completing applied learning activities and assessments.



- Students watch recorded lecture videos on the LMS and take a short quiz before coming to class. The first 30 minutes of class is spent clarifying content based on quiz answers and student questions. The rest of the class is spent on the application of knowledge using activities (individual or group), lab work, or assessments.
- Alternate Option: Two Groups- Divide the classroom time in half each week and have group 1 attend the first half, and group 2 attend the second half. Allow time for proper sanitation of the room between groups.

Multiple Classrooms

Classrooms that are not large enough to social distance can meet in more than one classroom using web conferencing technology.



- Divide students into groups and assign a classroom to each student—alternate teaching in each classroom weekly to create an instructor presence with all students.
- Students who stay after class to ask questions should remain in their assigned classroom for their safety as well as others. Or create virtual office hours at a later time, to maintain social distancing standards.

Build Your Course

Now that you have decided on a teaching method, it is time to start planning and designing your course.



Convert your syllabus to reflect blended, flipped and multiple classroom schedules




Create your lectures for on-campus sessions and online (flipped, blended) sessions



Break up and record your online lectures into short videos (5- 15 minutes) that stack on each other



Design discussion board questions, assessments or group activities that help bridge the weeks content with the next weeks content



Add your content to your Learning Management System (LMS)

Analisa McMillan, PhD, MSED

This infographic was created by the Director of Educational Design and Development at UNMC, College of Public Health.